



# Sage Intacct Quarterly Release

R1 2024 Preview

# Today's Presenters



## Tom Achor

Sr. Solutions Consultant

Tom specializes in delivering accounting support and helping clients evaluate, implement, and optimize cloud-based financial and ERP software investments. He has a diverse background working across various public and private industries, with added focus on nonprofit, government, cannabis, healthcare, and retail.



## Michael Sudberry

Sr. Systems Implementation Specialist

Michael specializes in helping companies implement and optimize financial management solutions for their unique business needs. In addition to a background in accounting, Michael holds multiple Sage Intacct Certifications and has worked extensively with clients in the restaurant, professional services, and nonprofit industries.



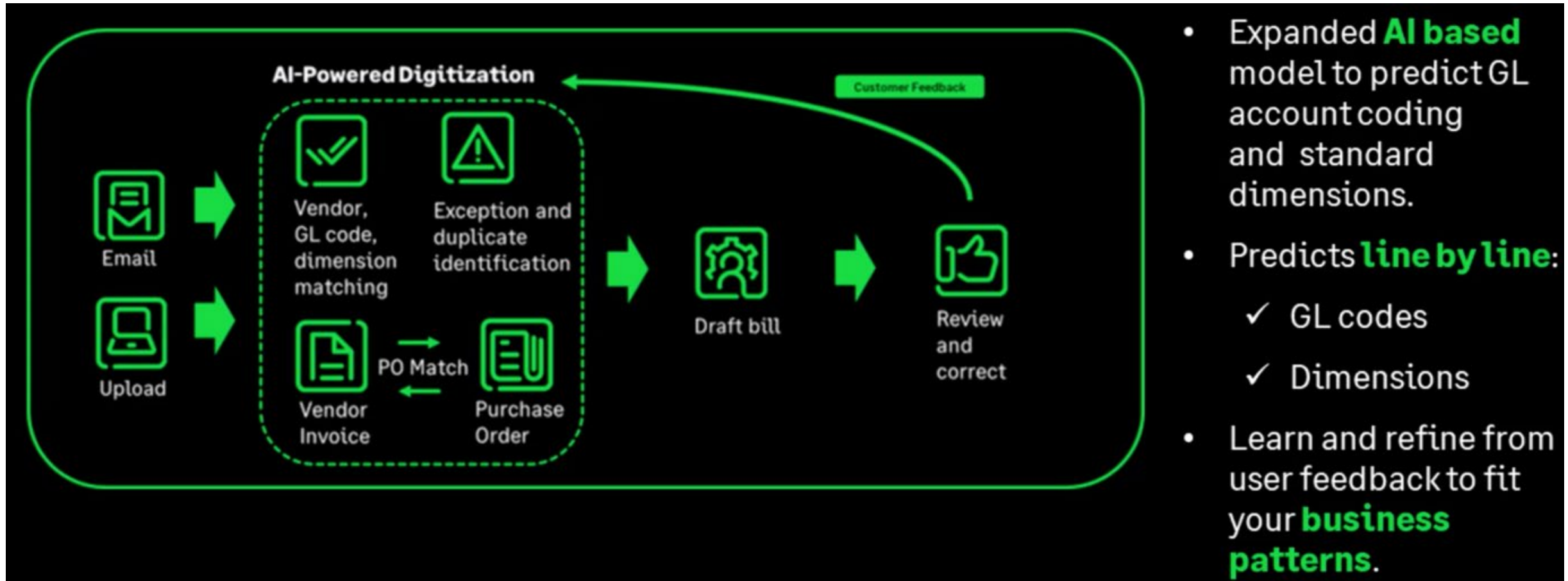
# Selected R1 Features

- ◆ AP Automation, Multi-line GL Coding (EA)
- ◆ PO Line-level Matching (EA)
- ◆ Version History for Financial Reports
- ◆ Sage Intacct Professional Services Automation
- ◆ Restrict Vendor and Customer Contact Lists
- ◆ Inventory Utilities
- ◆ Reconciliation Matches in Custom Report Writer
- ◆ Download Import Templates
- ◆ Consolidation Drill-down
- ◆ Sage Intacct Data Flow and Sage Intacct Forms & Operation Flows



# AP Automation: Multi-Line GL Coding (Early Adopter)

AI-based prediction goes deep at the line level



- Expanded **AI based** model to predict GL account coding and standard dimensions.
- Predicts **line by line**:
  - ✓ GL codes
  - ✓ Dimensions
- Learn and refine from user feedback to fit your **business patterns**.

# Purchase Order Line-level Matching (Early Adopter)



## PO line level matching

Industry leading purchasing line level matching for variance accuracy

- **AI-powered** purchasing match expands to **line level** cost.
- Line level **match** accuracy on:
  - Quantity
  - Price
- **Variance** notification on:
  - Quantity difference
  - Price difference
  - New line added

The screenshot displays the Sage Intacct 'Vendor Invoice' interface. The main section shows a 'Transaction' summary with fields for Transaction date (08/18/2022), Date due (08/17/2022), Item total (10,000.00), Subtotal (0.00), Transaction total (10,000.00), and Transaction status (Draft). Below this is a 'Purchase order established' section with a 'PO Line' table. The table lists items with columns for Item ID, Warehouse, Quantity, Unit, Price, and Extended price. A tooltip is visible over the 'Quantity' column for item 1, stating 'Quantity is greater than the vendor invoice, do not match the original purchase agreement.' To the right, a 'PURCHASE REQUEST' form is visible, including fields for Supplier Name, Item Description, and a table for Item ID, Item, Description, Quantity, Price, and Total. The Sage Intacct logo is in the bottom right corner.



# Version History for Financial Reports

- ◆ **What has changed:** Each time you save a report in the Financial Report Writer, it is saved as a version in the report's history.
- ◆ **Benefit:** You can see if a previous version of the report still works and compare it to the current version to see what's different. Alternatively, you can restore that previous working version.

The screenshot displays the 'Financial Report Writer' interface. At the top, there is a navigation bar with a home icon, the text 'Reports', and a search icon labeled 'Search'. Below this, the main header includes 'Financial Report Writer', an 'As of date' dropdown set to 'Today', and a series of action buttons: 'Preview', 'Save', 'Save & done', 'Duplicate', 'Cancel', and 'More actions'. The 'Save' button is highlighted with a red box, and a red arrow points from it to an 'Alert' dialog box. The 'More actions' button is also highlighted with a red box, and a red arrow points from it to the 'View version history' option in its dropdown menu. The 'Alert' dialog box contains the following text: 'Alert', 'Changes saved to the current version. To view history, open the More actions menu and select View version history.', and an 'OK' button. The main content area shows 'Report info' with the heading 'Tell us about your report' and 'Rows' with the report name 'Balance Sheet - Comparative' and a subtitle 'Identifies the report so you can find it later.'



# Sage Intacct Professional Services Automation

Powered by Forecast

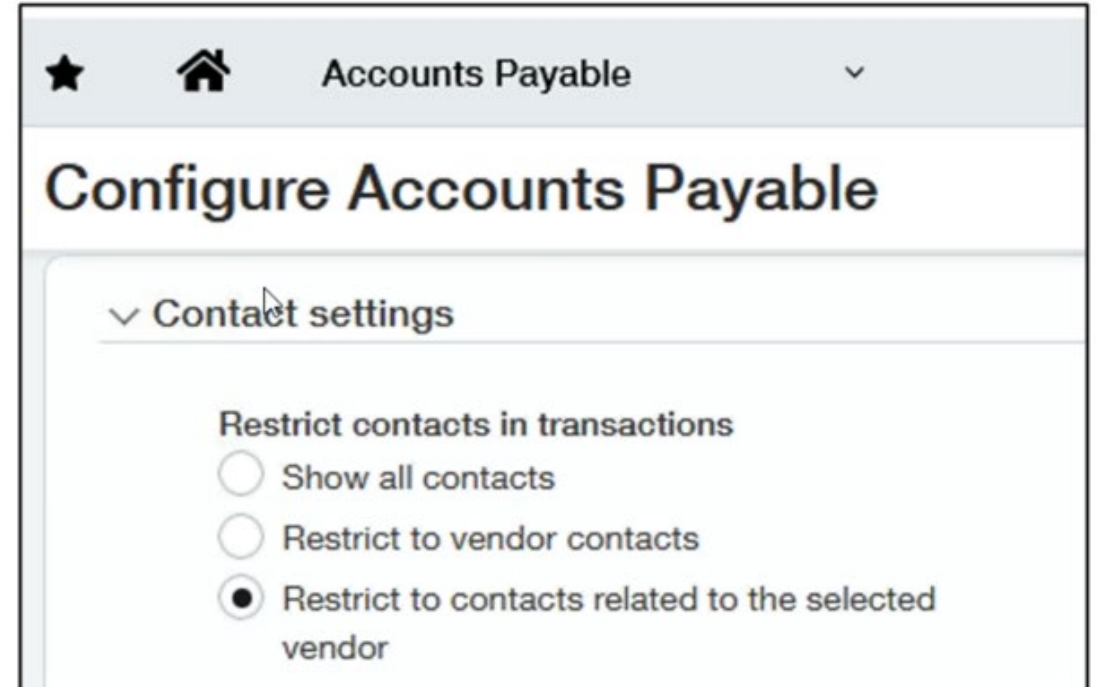
## Work smarter with an AI-powered project resource management

- **Learn from wins and losses:** AI learns from successful projects and resource utilization patterns to guide future planning.
- **Mitigate risk and look into the future:** Analyze patterns of delivery, determine which factors are critical, and get notice of optimization opportunities.
- **Keep the whole team on point:** Tailored insights to improve efficiency, planning and scheduling for individual team members.



# Restrict Vendor Contacts

- ◆ **What has changed:** The ability to restrict contacts in the **Pay to** and **Return to** dropdown lists when entering bills.
- ◆ **Benefits:** Improve the data entry experience.



The screenshot shows a web interface for configuring accounts payable. At the top, there is a navigation bar with a star icon, a home icon, the text 'Accounts Payable', and a dropdown arrow. Below this is a section titled 'Configure Accounts Payable'. Underneath, there is a section for 'Contact settings' with a dropdown arrow. The settings include a heading 'Restrict contacts in transactions' followed by three radio button options: 'Show all contacts', 'Restrict to vendor contacts', and 'Restrict to contacts related to the selected vendor'. The third option is selected.





# Inventory Utilities

**Inventory utilities**

Transaction definitions   GL subledger reconciliation   Landed costs

Transaction flow graph

This report shows all the ways

It also shows how each transa

[Download](#)

Transaction definitions by G

**Inventory utilities**

Transaction definitions   GL subledger reconciliation   Landed costs

Filters

Start date

End date

Transactions posting to the GL

This report lists the inventory transactions that po

**Inventory utilities**

Transaction definitions   GL subledger reconciliation   Landed costs

Filters

Start date    Fund\_Loc

End date



# Reconciliation Match Report

- ◆ Now, you can generate a custom report to see which Sage Intacct transactions matched to which bank transactions. For this report to appear, **matching sequencing must be enabled in your instance.**

☰ Custom report wizard - Detail of Reconciliation Matches

Step 1 Select a primary data source

Primary data source  
Reconciliation match report

The selected reporting area provides the following information:

Find matching intacct and bank transactions.

Report audience  
Report type

Select a record or transaction as the starting point for your report.

**Record**  
Your report can include columns from the primary data source, as well as related data.

**Transaction**  
Select a data source labeled as "detail" if you want to include amounts or other transaction information.

Customer (Name, Credit Limit, % Discount)

Invoice (Aggregate level, Detail Line item details)



# Sample Matching Record Report

Detail of Reconciliation Matches Customize Graph View

Subtotal name	Source	Match sequence	Bank record number	Transaction date	Match mode	Cash in/out	Intacct txn type	Description	Matched amount	Transaction amount	Transaction currency
▼ 1cn1 - Total 2 records	Bank	1cn1	7167	11/02/2023	Auto-match	Deposits and credits			2,203.57	2,203.57	USD
	Sage Intacct	1cn1		11/02/2023	Auto-match	Deposits and credits	Funds transfer	Fund transfer created for bank feed transaction	2,203.57	2,203.57	USD
▶ 1cp1 - Total 50 records											
▼ 1cp1 - Total 2 records	Bank	1cp1	7150	10/26/2023	Auto-match	Checks and debits		1156	55.56	55.56	USD
	Sage Intacct	1cp1		10/26/2023	Auto-match	Checks and debits	AP journal entry	JE1 Memo	55.56	55.56	USD
▼ 1cq1 - Total 2 records	Bank	1cq1	7158	10/28/2023	Auto-match	Checks and debits		85263	1,273.08	1,273.08	USD
	Sage Intacct	1cq1		10/28/2023	Auto-match	Checks and debits	AP journal entry	JE1 Memo	1,273.08	1,273.08	USD
▼ 1cr1 - Total 44 records	Bank	1cr1	7137	10/23/2023	Auto-match	Deposits and credits			2,203.57	2,203.57	USD
	Bank	1cr1	7141	10/24/2023	Auto-match	Deposits and credits		Invoice 7855 Goods 17944 L17944	86.00	86.00	USD
	Bank	1cr1	7147	10/25/2023	Auto-match	Deposits and credits		78995	15.10	15.10	USD
	Bank	1cr1	7149	10/26/2023	Auto-match	Deposits and credits		7588	54.00	54.00	USD
	Bank	1cr1	7151	10/26/2023	Auto-match	Deposits and credits		9775	75.00	75.00	USD

Grouped by Matching Sequence

Details to tell the story of the transaction



# Download Import Templates More Easily

- ◆ **What has changed:** You can now download import templates directly from the **import pages** for the following types of imports.
- ◆ **Benefits:** Give easy access to template files for those users who do not have access to the Company page.

Import

Budgets

Close Import Help

Upload your import file

**Download template**

Browse... No file selected.

Date format  
MM/DD/YYYY

File encoding  
Auto-detect

Value delimiter  
Comma (,)

This upload will be scheduled to run offline.

Email results to this address

- Journal Entries
  - adjustments
  - entries for user-defined journals
  - statistical entries
- Account groups
- Account group members
- Reporting accounts
- Account allocation definitions
- Account allocation groups
- Budgets



# Consolidation

Product	Enhancement and Changes
<b>Advanced Ownership Consolidation</b>	New custom report for Advanced Ownership Consolidation. You can create a report to slice and dice your consolidation data as desired.
<b>Drill down to Source Transactions in General Leger Report for single currency consolidation reporting books</b>	<p>You can now drill down to source transactions in the General Ledger (GL) report for single currency consolidation reporting books.</p> <p>A new transaction amount column in the report lists a linked amount for each transaction where you can drill down for details about the source journal entry.</p> <p>Drilling down to the accrual data from the consolidation book enables reviewing and verifying your numbers, which can be helpful during the audit process.</p>



# Sage Intacct Data Flow

HubSpot → Sage

**Custom Data Flows**

## **Prebuilt CRM data flows for a 360-degree view between Finance and Sales**

- Eliminate redundant data entry and potential for discrepancies.
- Get a shared source of truth between finance and sales.
- Accelerate billing and reduce DSO.

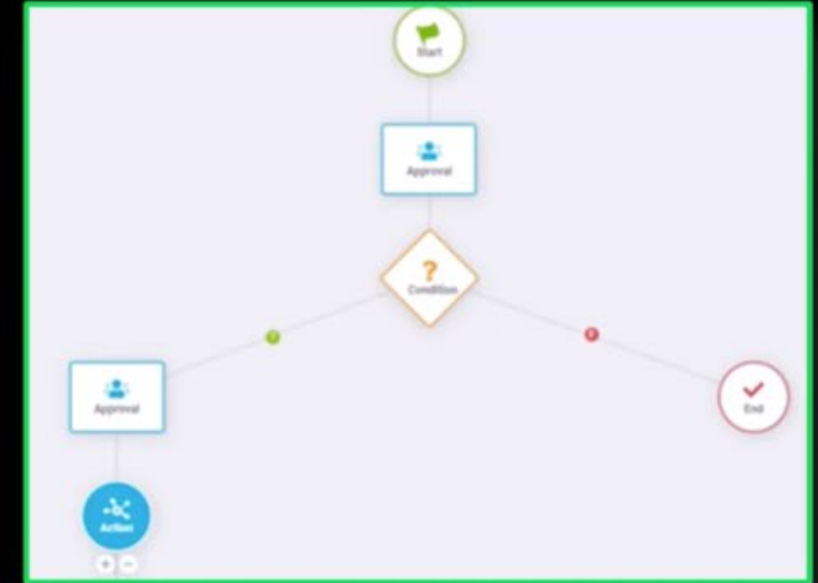
## **Accessible, cost-effective integration for everyday workflows**

- Bring your own data source to drive insight by connecting data silos.
- Business users can create secure and reliable API-based connectors.
- Easily modify and schedule flows.
- Automate extract, transform, and load processes.

# Forms & Operation Flows

## Streamline and digitize data collection and organization workflows

- Fully digitized workflows tailored for your organizational needs.
- Flexible form builder for data collection & sharing information.
  - Collect any type of data required for tracking.
  - Drive entries into other Sage Intacct application areas as needed from the data collected.
  - Deliver out insights with enhanced form options.
- Easily customizable and manageable workflows with approvals.
- Portal capability to facilitate communication with constituents.



### Pre-built nonprofit workflows, form libraries, and portals to support:

- Grantmaking
- Donor advised funds
- Vendor contracting

# Recap: Selected R1 Features

- ◆ AP Automation, Multi-line GL Coding (EA)
- ◆ PO Line-level Matching (EA)
- ◆ Version History for Financial Reports
- ◆ Sage Intacct Professional Services Automation
- ◆ Restrict Vendor and Customer Contact Lists
- ◆ Inventory Utilities
- ◆ Reconciliation Matches in Custom Report Writer
- ◆ Download Import Templates
- ◆ Consolidation Drill-down
- ◆ Sage Intacct Data Flow and Sage Intacct Forms & Operation Flows



# Release Resources

- ◆ Located on your Sage Intacct Homepage!
  - ◆ [Full Release Notes](#)
  - ◆ [Access the Sage Intacct Community](#)

2024 Release	Release Date
Release 1	February 16, 2024
Release 2	May 10, 2024
Release 3	August 9, 2024
Release 4	November 8, 2024



# Upcoming Webinar

Is your company facing challenges managing and reconciling credit cards? Join us for an insightful session where we highlight the advantages of automated credit card accounting, offering insights on making the process seamless.

**[Registration required!](#)**

**WEBINAR**

**Sensiba** **Fyle**

**Mastering the Management of Company Credit Cards**

*Hosted by: Tom Achor and Pulkit Piplani*

February 21, 2024 • 11:30 a.m. PST





# Thank you!

Contact Us:

Tom Achor

[tachor@sensiba.com](mailto:tachor@sensiba.com)

Michael Sudberry

[msudberry@sensiba.com](mailto:msudberry@sensiba.com)

[Sensiba.com](https://sensiba.com)

